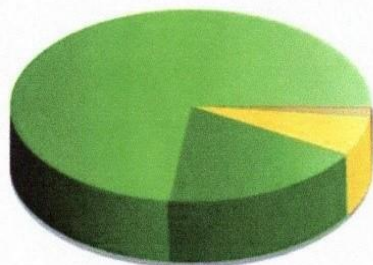


## SPEED INDICATOR DISPLAY DATA - MAY 2023

### SID 1 - SCAMPTON VILLAGE (NORTHBOUND)

Incoming vehicles



<= 30 Mph	: 28,222 - (73.08 %)
31 - 35 Mph	: 7,136 - (18.48 %)
36 - 40 Mph	: 2,572 - (6.66 %)
41 - 45 Mph	: 555 - (1.44 %)
46 - 65 Mph (and more)	: 133 - (0.34 %)

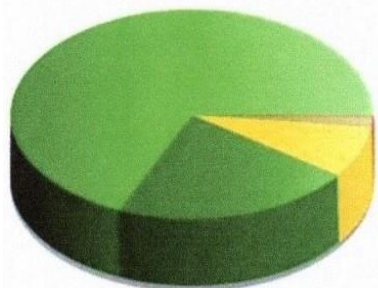
Outgoing vehicles



<= 30 Mph	: 19,997 - (59.87 %)
31 - 35 Mph	: 9,755 - (29.21 %)
36 - 40 Mph	: 2,998 - (8.98 %)
41 - 45 Mph	: 537 - (1.61 %)
46 - 65 Mph (and more)	: 111 - (0.33 %)

### SID 2 - SCAMPTON VILLAGE (SOUTHBOUND)

Incoming vehicles



<= 30 Mph	: 27,972 - (68.50 %)
31 - 35 Mph	: 8,779 - (21.50 %)
36 - 40 Mph	: 3,313 - (8.11 %)
41 - 45 Mph	: 650 - (1.59 %)
46 - 65 Mph (and more)	: 123 - (0.30 %)


Outgoing vehicles



<= 30 Mph	: 21,863 - (52.58 %)
31 - 35 Mph	: 13,477 - (32.41 %)
36 - 40 Mph	: 5,148 - (12.38 %)
41 - 45 Mph	: 938 - (2.26 %)
46 - 65 Mph (and more)	: 156 - (0.38 %)

### SCAMPTON CLIFF

Incoming vehicles



<= 30 Mph	: 23,805 - (94.53 %)
31 - 35 Mph	: 1,109 - (4.40 %)
36 - 40 Mph	: 202 - (0.80 %)
41 - 45 Mph	: 43 - (0.17 %)
46 - 65 Mph (and more)	: 23 - (0.09 %)

Outgoing vehicles



<= 30 Mph	: 20,509 - (86.66 %)
31 - 35 Mph	: 2,379 - (10.05 %)
36 - 40 Mph	: 598 - (2.53 %)
41 - 45 Mph	: 129 - (0.55 %)
46 - 65 Mph (and more)	: 52 - (0.22 %)

SPEED INDICATOR DISPLAY DATA - MAY 2023