


## SPEED INDICATOR DISPLAY DATA - APRIL 2023


### SID 1 - SCAMPTON VILLAGE (NORTHBOUND)

**Incoming vehicles**



<= 30 Mph	: 32,075 - (73.26 %)
31 - 35 Mph	: 8,088 - (18.47 %)
36 - 40 Mph	: 2,831 - (6.47 %)
41 - 45 Mph	: 628 - (1.43 %)
46 - 65 Mph (and more)	: 158 - (0.36 %)


**Outgoing vehicles**



<= 30 Mph	: 22,293 - (59.26 %)
31 - 35 Mph	: 11,236 - (29.87 %)
36 - 40 Mph	: 3,433 - (9.13 %)
41 - 45 Mph	: 534 - (1.42 %)
46 - 65 Mph (and more)	: 122 - (0.32 %)

### SID 2 - SCAMPTON VILLAGE (SOUTHBOUND)

**Incoming vehicles**



<= 30 Mph	: 31,395 - (68.67 %)
31 - 35 Mph	: 9,779 - (21.39 %)
36 - 40 Mph	: 3,707 - (8.11 %)
41 - 45 Mph	: 698 - (1.53 %)
46 - 65 Mph (and more)	: 137 - (0.30 %)


**Outgoing vehicles**



<= 30 Mph	: 23,933 - (50.60 %)
31 - 35 Mph	: 15,823 - (33.45 %)
36 - 40 Mph	: 6,203 - (13.11 %)
41 - 45 Mph	: 1,153 - (2.44 %)
46 - 65 Mph (and more)	: 189 - (0.40 %)


### SCAMPTON CLIFF

**Incoming vehicles**



<= 30 Mph	: 27,386 - (94.73 %)
31 - 35 Mph	: 1,219 - (4.22 %)
36 - 40 Mph	: 217 - (0.75 %)
41 - 45 Mph	: 53 - (0.18 %)
46 - 65 Mph (and more)	: 34 - (0.12 %)

**Outgoing vehicles**



<= 30 Mph	: 24,136 - (87.52 %)
31 - 35 Mph	: 2,589 - (9.39 %)
36 - 40 Mph	: 650 - (2.36 %)
41 - 45 Mph	: 144 - (0.52 %)
46 - 65 Mph (and more)	: 58 - (0.21 %)